

REFURBISHED OFFICES TO LET
5,777 – 11,643 SQ FT (536 – 1,081 SQ M)
CLOSE TO WATFORD JUNCTION STATION

egale1-watford.com

Egale1
80 ST. ALBANS ROAD
WATFORD WD17 1RP

CENTRAL LOCATION

Only a short walk to the town centre and Watford Junction Station with its fast service to London Euston, Birmingham and the North.

Watford boasts an excellent range of shops including the Atria shopping centre, restaurants, hotels, bars, gyms, cinema, ten pin bowling and other leisure facilities with the internationally renowned Grove Hotel, Golf Course and Spa close by.



A FIRST FOR WATFORD

THE FIRST CAT A + LANDLORD REFURBISHMENT IN WATFORD.
THIRD FLOOR OFFICE WITH ITS OWN RECEPTION, MEETING
ROOM AND BREAKOUT AREA.



EGALE ONE


3 -
2 - Coface
1 - Designer Group
G - Myers Clark

Newly refurbished reception with modern finishes and exposed services.

CONTEMPORARY REFURBISHMENT



Fitted reception area, meeting room
and breakout area.



HIGH STANDARDS



New heating, cooling and ventilation with heat recovery to office area



Fitted reception, meeting room and breakout area within third floor offices




21 parking spaces (1:280 sq ft)



Shower facilities



2 passenger lifts



LED lighting with motion sensors



Newly fitted ground floor reception area



Intelligent building control systems



Car charging points



Bike racks




Underfloor powertrack



EPC Rating: B38



BRIGHT SPACE



Column free office floor.



Not to scale

Second Floor – 5,777 sq ft (536 sq m)
Third Floor – 5,866 sq ft (545 sq m)
(Approximate IPMS3 floor area)

Egale1

80 ST. ALBANS ROAD
WATFORD WD17 1RP



LOCATION

Watford is situated 19 miles north west of Central London close to the M1 and M25 motorways.

Egale 1 fronts St Albans Road (A412) within a 3 minute walk of Watford Junction station.

Watford Junction station provides regular services to London Euston, Milton Keynes and Birmingham.

Watford town centre is within a 15 minute walk.

TRAVEL

By Road

M1 Junction 5	2.5 miles
M25 Junction 19	3 miles
Luton Airport	17 miles
Central London	19 miles
Heathrow Airport	22 miles
Stansted Airport	44 miles

By Rail (Fastest travel times)

London Euston	15 mins
Milton Keynes	19 mins
Birmingham New Street	68 mins

egale1-watford.com



TERMS

Available on a new full repairing and insuring lease (by way of service charge) for a term to be agreed.

VIEWING

By appointment through the joint agents.

For further information please contact:

James Shillabeer
07824 663 594
jameshillabeer@brayfoxsmith.com

Claudio Palmiero
07896 205 786
claudiopalmiero@brayfoxsmith.com

Paul Felton
M: 07802 861528
E: paul.felton@stimpsons.co.uk



Misrepresentation Act 1967: Messrs Broy Fox Smith and Stimpsons for themselves and for the vendor(s) or lessor(s) of this property whose agents they are, give notice that 1. These particulars do not constitute, nor constitute any part of, an offer or contract. 2. None of the statements contained in these particulars as to the properties are to be relied on as statements or representations of fact. 3. Any intending purchaser or lessee must satisfy themselves by inspection or otherwise as to the correctness of each of the statements contained in these particulars. 4. The vendor(s) or lessor(s) do not make or give and neither Messrs Broy Fox Smith and Stimpsons nor any person in their employment has any authority to make or give, any representation or warranty whatever in relation to this property. Finance Act 1989: Unless otherwise stated all prices and rents are quoted exclusive of VAT. Property Misdescriptions Act 1991: These details are believed to be correct at the time of compilation but may be subject to subsequent amendment. Compiled October 2023.